Big Dipper® Maintenance Poster

Product Codes: W-200-IS-E-AU| W-250-IS-E-AU| W-350-IS-E-AU

Daily Maintenance

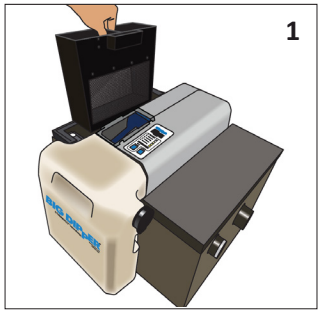

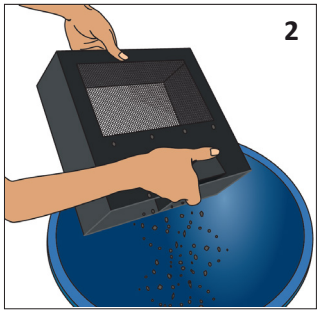

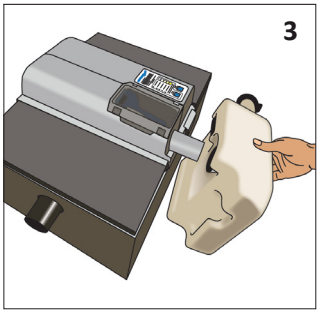

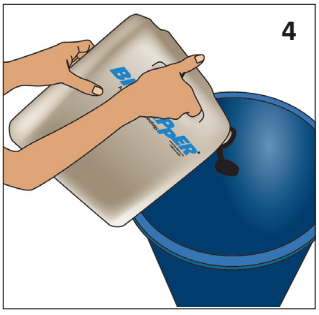

1 and 2 - Remove solids strainer basket and empty into trash. Spray down solids strainer basket.
3 and 4 - Empty collected grease into recycling barrel or dispose in trash.

Weekly Maintenance

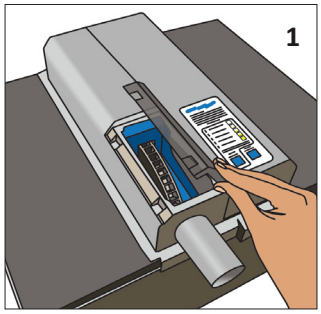

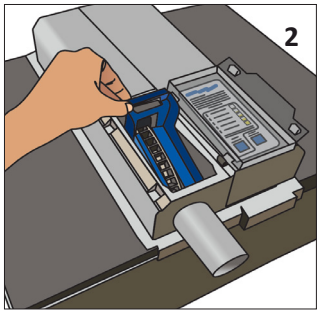

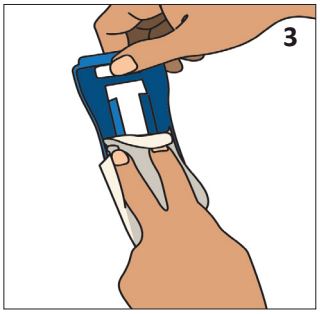

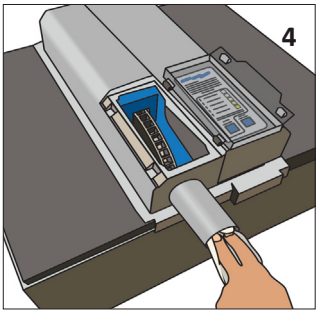

1 - Open wiper assembly cover.
2 and 3 - Remove and clean blue wiper assembly.
4 - Replace wiper assembly. Clean grease outlet trough.

Quarterly / Semi-Annual Maintenance

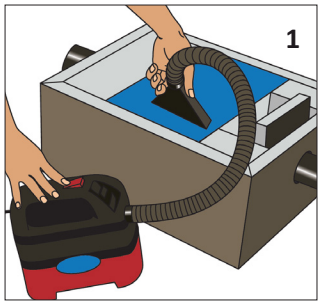

1 - Vacuum out contents of tank, making sure to remove fine sediment at bottom. Wipe off heater assembly.

Pro Tip:
Fill the tank up with water before powering the electrical assembly. Failure to do so could be harmful to internal components.

MAG
SPECIALISED PLUMBING PRODUCTS
(03) 9399 8444
sales@magspp.com.au
www.magspp.com.au

Disclaimer: Specification subject to change without prior notice