MAG
SPECIALISED PLUMBING PRODUCTS

(03) 9399 8444
sales@magspp.com.au
www.magspp.com.au

Effective Removal of NTM and Legionella Bacteria



Protecting immunocompromised individuals from harmful waterborne pathogens

Anti Legionella Filters

Product Codes: SS-883 | SS-885 | SS-886

SS-883: Inline-Safe Legionella Filter



SS-885: Tap-Safe Legionella Filter



SS-886: Tap-Safe Legionella Filter



Products Overview

The independently lab tested and certified Anti-Legionella Filters reduce *Legionella sp.* by more than 7 Logs. It means a 99.99999% reduction in bacterial count, offering the most effective point-of-use filters for blocking organic/inorganic contaminant and waterborne bacterial pathogens such as Non-Tuberculous Mycobacteria (NTM) and Legionella. These filters are suitable for use in many sectors such as commercial, industrial, public, institutional, and residential. They are cost effective, easy to install and maintain without requiring major plumbing modifications, extensive training or specialised equipment. Replacement membrane filters are available for purchase, negating the need to replace shower heads or taps, making these filters cost effective.

How do Anti-Legionella Filters work?

The Hollow Fibre Membrane (HFM) that makes up the filter has microscopic holes that can prevents organic and inorganic contaminants down to 0.15µm (microns). These filters utilise a dense network of HFM to physically trap bacteria, including NTM and Legionella. Even if some bacteria manages to squeeze through the upper layers of HFM as water passes through the network of 'meshes', they eventually get trapped further in. With rated capacity of 5,000L, the HFM is made in such a way that it has a high surface area that reduces the likelihood of the filter getting blocked.

Suitable Application

The Anti-Legionella Filters are suitable for use in hospitals, nursing homes, child care, hotels, offices, residential homes, and educational facilities.

Disclaimer: Specification subject to change without prior notice

Product Codes: SS-883 | SS-885 | SS-886

Filter Technology



The filter material prevents organic and inorganic contaminants down to 0.15µm (microns).
Note the more consistent holes in our membrane material.



Water penetrates from the outside (left hand side) to the inside (right hand side) and passes through a multitude of ever increasing pore sizes thus encouraging fluid flow.



Each fibre end is terminated in sealant within the filter housing thus preventing the buildup of bacteria if present from passing through the fibre wall into the main outflow.

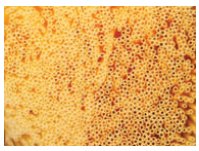

Hundreds of fibres terminating in the filter housing. Although tightly packed, each fibre is unrestricted, thus allowing a high flow rate with minimal pressure drop.



The HFM filter technology ensures a strong flow of filtered water resulting in a more efficient safe water experience.

Product Code	Description
SS-1	Replacement filter suits SS-885
SS-2	Replacement filter suits SS-883 and SS-886
SS-883	Inline-Safe Legionella Filter
SS-885	Tap-Safe Legionella Filter
SS-886	Shower-Safe Legionella Filter

Features and Benefits

- Long lifespan of 5000L (approximately 160 showers) depending on water quality and usage
- Utilise a dense network of Hollow Fibre Membrane (HFM) filter technology to physically trap bacteria. Pore size is smaller than all bacteria effectively remove NTM and Legionella bacteria reaching the end user, thereby protecting immunocompromised individuals from harmful waterborne pathogens
- The filter design also prevents harmful contaminants from flowing back into main water supply
- Lab tested and certified that the filters reduce bacteria by more than Log 7, which means more than 99.99999% reduction in bacterial count
- Independently tested and certified filters are compliant to US and EU Standards as well as meeting the efficacy tests
- Easy to install and maintain, filter units can be installed on existing water outlets making it a cost-effective risk management without requiring major plumbing modification, extensive training, or specialised equipment
- Invest only once in a full filter unit with easy and cost effective replaceable filter

Compliance

- ✓ ***NSF-WRc:*** Filter material and housings meet **NSF-WRc** standards.
- ✓ ***IMSL:*** **Industrial Microbiological Services Ltd.** tested the products and determined that no Legionella bacteria could pass the filters.
- ✓ ***Kiwa BRL-K14010:*** Certifies that our products are made from the safest of materials, comply with 100% Quality Control checks and the filters are laboratory tested to ensure effectiveness.
- ✓ ***AIM:*** **Applied Industrial Microbiology, Inc.** tests indicate that the membranes can reduce the number of *Legionella Pneumophila* by more than 7 Logs.
- ✓ ***Nelson Labs:*** The test procedure complies with the key aspects of **ASTM F838**.

Disclaimer: Specification subject to change without prior notice

Inline-Safe Legionella Filter

Product Code: SS-883



Features and Benefits

- Simply connect the Inline-Safe Legionella Filter to the water supply with its standard sized 1/2 inch male/female BSP thread
- Once installed, Inline-Safe Legionella Filter provides an immediate continuous protection for all users against the risk of NTM and Legionella bacteria from entering the water supply through the water outlets
- Save money - costs of replacing Legionella filters are significantly less than total product replacement
- Suitable for use in hospitals, nursing homes, child care, hotels, offices, residential, and educational facilities ensuring the safety of the occupants
- Regular maintenance only with non-abrasive cleaning products

Technology:	Hollow Fibre Membrane	
Performance^:	Rated Capacity	5,000 Litres (approximately 160 showers)
	Life Time	Several months depending on water quality and usage
	Flow Rate	6 L/min at 200 kPa
Compliance:	Biological retention	> Log 7 (tested and certified by AIM)
	Mechanical effects	Turbidity reduction
	Material safety	Extraction tests
	Structural integrity	Hydrostatic pressure 800 kPa
Operating conditions:	Max. operating pressure	500 kPa (as per AS3500 - National Australian Plumbing Code)
	Operating temperature	Min. 0°C; Max. 50°C; 60°C for 30 min. during lifetime
	Replacement interval^	Several months depending on water quality and usage
	Chlorine exposure	100 ppm
Dimensions:	Overall length: 142mm x Overall diameter: 46mm	
Connection:	To main 1/2” BSP	
Storage & Handling:	Keep dry during storage. Protect against freezing after first use	

^ Dependent on incoming water conditions. However we do recommend that you have good source water and it is a good idea to have a pre-filter installed to increase the legionella filters service life. Regular maintenance and proper usage of these filters are essential to ensure optimal performance and sustained protection against NTM and Legionella bacteria contamination.

Disclaimer: Specification subject to change without prior notice

Tap-Safe Legionella Filter

Product Code: SS-885



Features and Benefits

- Once installed, Tap-Safe Legionella Filter provides an immediate continuous protection for all users against the risk of NTM and Legionella bacteria from entering the water supply through the tap
- Does not require major plumbing modifications, extensive training or specialised equipment
- Save money - costs of replacing legionella filters are significantly less than total product replacement
- Suitable for use in hospitals, nursing homes, child care, hotels, offices, residential, and educational facilities ensuring the safety of the occupants
- Regular maintenance only with non-abrasive cleaning products

Technology:	Hollow Fibre Membrane	
Performance^:	Rated Capacity	5,000 Litres
	Life Time	Several months depending on water quality and usage
	Flow Rate	6 L/min at 200 kPa
Compliance:	Biological retention	> Log 7 (tested and certified by AIM)
	Mechanical effects	Turbidity reduction
	Material safety	Extraction tests
	Structural integrity	Hydrostatic pressure 800 kPa
Operating conditions:	Max. operating pressure	500 kPa (as per AS3500 - National Australian Plumbing Code)
	Operating temperature	Min. 0°C; Max. 50°C; 60°C for 30 min. during lifetime
	Replacement interval^	Several months depending on water quality and usage
	Chlorine exposure	100 ppm
Dimensions:	Overall height: 93mm x Overall length: 111mm x Overall diameter: 56mm	
Connection:	Tap	
Storage & Handling:	Keep dry during storage. Protect against freezing after first use	

^ Dependent on incoming water conditions. However we do recommend that you have good source water and it is a good idea to have a pre-filter installed to increase the legionella filters service life. Regular maintenance and proper usage of these filters are essential to ensure optimal performance and sustained protection against NTM and Legionella bacteria contamination.

Disclaimer: Specification subject to change without prior notice

Shower-Safe Legionella Filter

Product Code: SS-886



Features and Benefits

- The product will fit all flexible shower hoses and does not require major plumbing modifications, extensive training or specialised equipment
- Once installed, Shower-Safe Legionella Filter provides an immediate continuous protection for all users against the risk of NTM and Legionella bacteria from entering the water supply through the shower head
- Save money - costs of replacing legionella filters are significantly less than total product replacement
- Suitable for use in hospitals, nursing homes, child care, hotels, offices, residential, and educational facilities ensuring the safety of the occupants
- Regular maintenance only with non-abrasive cleaning products

Technology:	Hollow Fibre Membrane	
Performance^:	Rated Capacity	5,000 Litres (approximately 160 showers)
	Life Time	Several months depending on water quality and usage
	Flow Rate	6 L/min at 200 kPa
Compliance:	Biological retention	> Log 7 (tested and certified by AIM)
	Mechanical effects	Turbidity reduction
	Material safety	Extraction tests
	Structural integrity	Hydrostatic pressure 800 kPa
Operating conditions:	Max. operating pressure	500 kPa (as per AS3500 - National Australian Plumbing Code)
	Operating temperature	Min. 0°C; Max. 50°C; 60°C for 30 min. during lifetime
	Replacement interval^	Several months depending on water quality and usage
	Chlorine exposure	100 ppm
Dimensions:	Overall height: 234mm x Overall depth: 86mm x Overall diameter: 58mm	
Connection:	To main 1/2" BSP	
Storage & Handling:	Keep dry during storage. Protect against freezing after first use	

^ Dependent on incoming water conditions. However we do recommend that you have good source water and it is a good idea to have a pre-filter installed to increase the legionella filters service life. Regular maintenance and proper usage of these filters are essential to ensure optimal performance and sustained protection against NTM and Legionella bacteria contamination.

Disclaimer: Specification subject to change without prior notice

Product Codes: SS-1 | SS-2



SS-1: To fit SS-885 Tap-Safe



SS-2: To fit SS-883 Inline-Safe and SS-886 Shower-Safe

Technology:	Hollow Fibre Membrane	
Performance^:	Rated Capacity	5,000 Litres
	Life Time	Several months depending on water quality and usage
	Flow Rate	6 L/min at 200 kPa
Compliance:	Biological retention	> Log 7 (tested and certified by AIM)
	Mechanical effects	Turbidity reduction
	Material safety	Extraction tests
	Structural integrity	Hydrostatic pressure 800 kPa
Operating conditions:	Max. operating pressure	500 kPa (as per AS3500 - National Australian Plumbing Code)
	Operating temperature	Min. 0°C; Max. 50°C; 60°C for 30 min. during lifetime
	Replacement interval^	Several months depending on water quality and usage
	Chlorine exposure	100 ppm
Connection:	SS-1 to fit SS-885 Tap-Safe SS-2 to fit SS-883 Inline-Safe and SS-886 Shower-Safe	
Storage & Handling:	Keep dry during storage. Protect against freezing after first use	

^ Dependent on incoming water conditions. However we do recommend that you have good source water and it is a good idea to have a pre-filter installed to increase the legionella filters service life. Regular maintenance and proper usage of these filters are essential to ensure optimal performance and sustained protection against NTM and Legionella bacteria contamination.

Installation and Dimensions: Inline-Safe Legionella Filter

Fig. 1-1

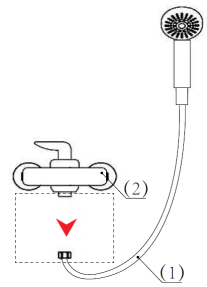

Fig. 1-2

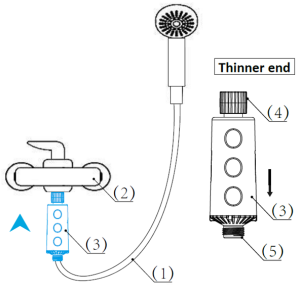

Fig. 1-3

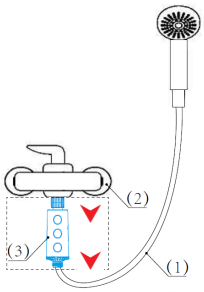

Fig. 1-4

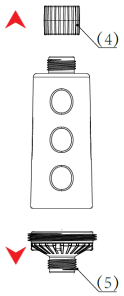

Fig. 1-5

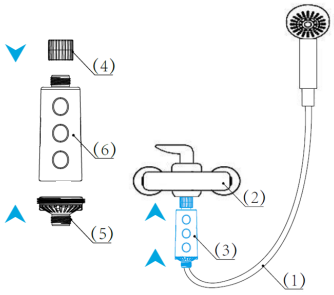

Product Code: SS-883

How to install

- **1-1** Disconnect (⮟) the existing flexible hose (1) from the water mixer tap (2) by turning anti-clockwise.
- **1-2** Remove the Inline-Safe (3) from the packaging and connect (⮝) the top adapter (4) to the water mixer tap (2) and the bottom adapter (5) to the flexible hose (1). To ensure that the direction of flow is correct, the thinner end (4) of the Inline-Safe must be connected to the mixer or incoming water supply.

How to change the filter

- **1-3** Disconnect (⮟) the Inline-Safe (3) from the water mixer (2) and the flexible hose (1).
- **1-4** Unscrew (⮟) the top (4) and bottom (5) adapters from the Inline-Safe. Make sure to retain the adapters.
- **1-5** Remove the SS-2 replacement filter (6) from the packaging. Connect (⮝) the retained adapters (4 and 5) to the new filter (6). Connect (⮝) the Inline-Safe (3) to the flexible hose (1) and the water mixer (2). Dispose of the used filter using the new filter bag.

Dimensions

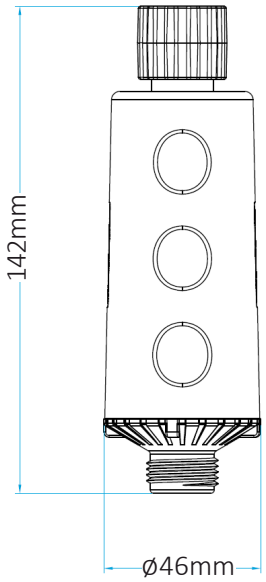

(03) 9399 8444
sales@magspp.com.au
www.magspp.com.au

Disclaimer: Specification subject to change without prior notice

Installation and Dimensions: Tap-Safe Legionella Filter

Fig. 1-1

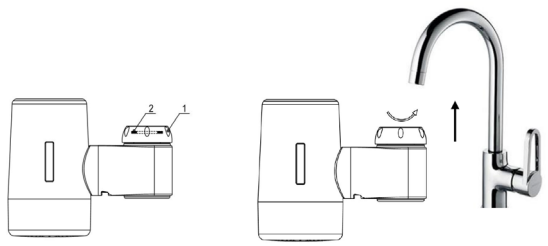

Fig. 1-2



Fig. 1-3



Fig. 1-4

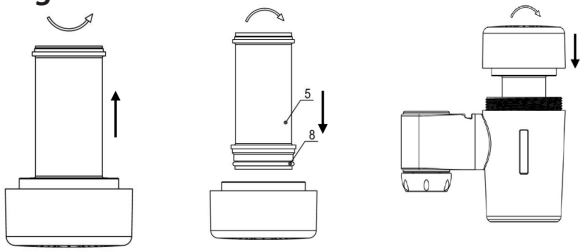

Used SS-1 **New SS-1**

Product Code: SS-885

How to install

- **1-1** Open the Tap-Safe packaging and remove the Tap-Safe Legionella Filter. Screw in the Tap-Safe connecter nut (1) with the tap. Make sure the flat rubber (2) in Tap-Safe connector nut is in place.
- **1-2** Unscrew the existing shower head from the flexible hose. And use the adapters (6-7) in pack (M22 to M24 adaptor or M22 G 1/2" adaptor) whichever fits the hose to connect with the unit.

How to change the filter

- **1-3** Unscrew the Tap-safe connector nut (1) from the tap or the hose. Don't lose the flat rubber (2). Unscrew the sprayer (3) from the cartridge (4). The SS-1 (5) comes together with the sprayer. And pour off the remaining water in the cartridge.
- **1-4** Draw out the used SS-1 (5) from the sprayer (3). Insert a new SS-1 into the sprayer. Make sure the o-ring (8) in SS-1 is in place and smoothly inserted into the sprayer. It is strongly recommended that the SS-1 filter is carefully screwed in because if the o-ring is not correctly located it may cause leakage. Screw in the sprayer (with SS-1) into the cartridge. To avoid leakage, make sure the sprayer connects with the cartridge well enough.

Dimensions

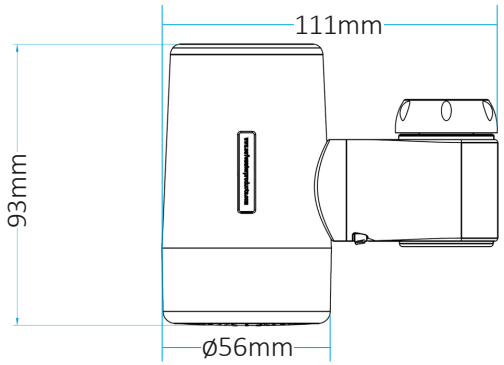

(03) 9399 8444
sales@magspp.com.au
www.magspp.com.au

Disclaimer: Specification subject to change without prior notice

Installation and Dimensions: Shower-Safe Legionella Filter

Fig. 1-1

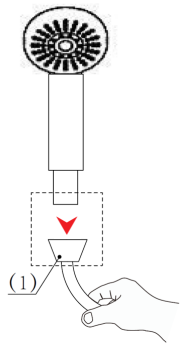

Fig. 1-2

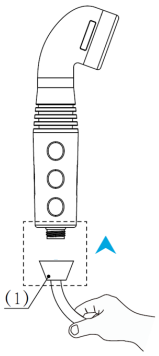

Fig. 1-3

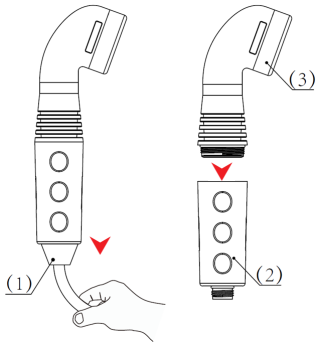

Fig. 1-4

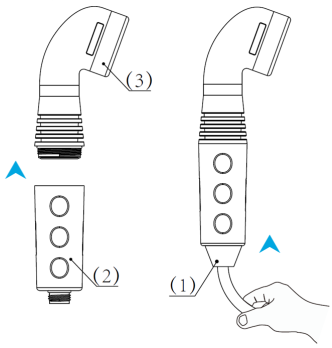

Product Code: SS-886

How to install

- **1-1** Disconnect (⮟) the existing shower head from the flexible hose (1).
- **1-2** Remove the Shower-Safe from the packaging and connect (⮝) it to the flexible hose (1).

How to change the filter

- **1-3** Disconnect (⮟) the Shower-Safe from the flexible hose (1). Disconnect (⮟) the filter housing (2) from the main body of the Shower-Safe (3) by turning it anti-clockwise.
- **1-4** Reverse the process by connecting the new filter housing (2) to the main body (3) by turning it clockwise. Attach (⮝) the flexible shower hose (1). Dispose of the used filter using the new filter bag.

Dimensions

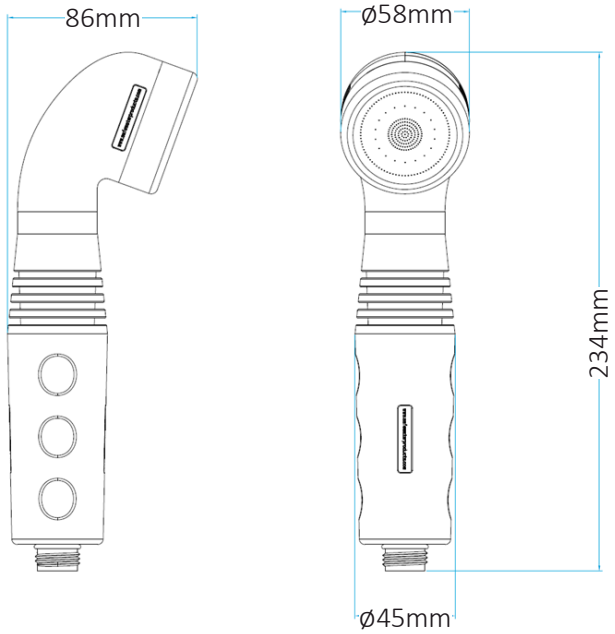

Disclaimer: Specification subject to change without prior notice